

Medela Spare Parts And Breast Pump Upgrade Guide










if unsure, please contact Medela Customer service on 1800 787 345 prior to purchase.

	Pump Model	Connector	Tubing
Medela Parts	<p>Solo™ Product Code: 101041135</p> 	 <p>PersonalFit Flex™ Connector Product Code: 101041898</p>	<p>Solo™ Tubing Product Code 101041908</p> 
	<p>Swing Maxi™ Product Code: 101041136</p> 		<p>Swing Maxi™ & Freestyle Flex™ Tubing Product Code 101041914</p> 
	<p>Freestyle™ Hands-free double electric wearable breast pump Product code: 101044158</p>  <p>See page 6 for information about the Freestyle Hands-free Breast Shields</p>	 <p>Freestyle Hands-Free Membrane (pack of 2) Product code: 101045062</p>	<p>Freestyle Hands-Free Tubing Product code: TBA (available soon)</p> 

NOTE: The Swing Maxi™ breast pump include both Small 21mm and Medium 24mm PersonalFit Flex™ Breast Shields. The Freestyle Hands-free breast pump include both Small 21mm and Medium 24mm Hands-free Breast Shields. For more information on the Medela breast shields, go to page 5 & 6.

Medela Spare Parts And Breast Pump Upgrade Guide






if unsure, please contact Medela Customer service on 1800 787 345 prior to purchase.

	Pump Model	Connector	Tubing
Medela Parts	Freestyle Flex™ Product Code 101037975 	 PersonalFit Flex™ Connector Product Code: 101041898	Freestyle Flex™ Tubing Product Code 101038574 
	Swing Flex™ Product Code 101033777 		Freestyle Flex™ Tubing Product Code 101041914 
	Swing Maxi Flex™ Product Code 101033825 	 PersonalFit Flex™ Connector Product Code: 101041898	Swing Flex™ Tubing Product Code 101034002 
			Swing Maxi Flex™ Tubing Product Code 101034003 

NOTE: The Flex™ breast pump range include both Small 21mm and Medium 24mm PersonalFit Flex™ Breast Shields. For more information on PersonalFit Flex™ breast shields, see page 5.

Medela Spare Parts And Breast Pump Upgrade Guide

if unsure, please contact Medela Customer service on 1800 787 345 prior to purchase.






		Pump Model	Connector	Tubing	
Medela Parts	Swing Product Code 030.0040 	2-Component Connector* (for Swing & Harmony) Product Code 101036002		Swing Tubing Product Code 101035752	
		Converting Original Pump Motor To A Medela Flex™ Breast Pump			
		PersonalFit Flex™ Connector Product Code: 101041898		Swing Flex™ Tubing Product Code 101034002	

NOTE: The original Medela breast pump range include Medium 24mm PersonalFit Breast Shield.
*Swing breast pump 2-Component Connector also requires Valve and Membrane code 800.0727



Medela Spare Parts And Breast Pump Upgrade Guide

if unsure, please contact Medela Customer service on 1800 787 345 prior to purchase.

		Pump Model	Connector		Tubing
Medela Parts	<p>Freestyle Product Code 042.0014</p> 	<p>Connector Assembled Product Code: 101037703</p>		<p>Freestyle PVC Tubing Product Code 101036007</p>	
		Converting Original Pump Motor To A Medela Flex™ Breast Pump			
		<p>PersonalFit Flex™ Connector Product Code: 101041898</p>		<p>Freestyle Flex™ Tubing (upgrade to Flex only) Product Code: 101034004</p>	

NOTE: The original Medela breast pump range include Medium 24mm PersonalFit Breast Shield.
*Swing breast pump 2-Component Connector also requires Valve and Membrane code 800.0727




PersonalFit Flex™ breast shields

A whole new pumping experience, personalised to you

105° angle improves fit for better milk flow

Oval shape can be rotated 360°

Soft, smooth, flexible rim



Four tunnel sizes available – our fitting guide will help you find the right one for you

Understanding Medela's breast shield sizing

Pumping should not hurt. For maximum comfort and pumping efficiency, Medela offers multiple breast shield sizes*. This guide is a starting point to help determine your optimal size based on your nipple diameter.

Step 1

Using a ruler or measuring tape, measure the diameter of the nipple at the base (across the middle) in millimeters (mm). Do not include the areola.

Step 2

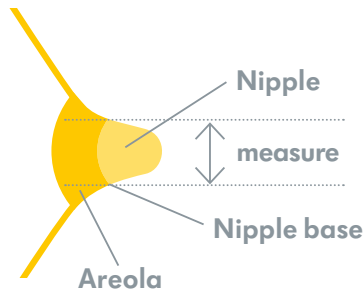
Based on the measurement, determine the Medela breast shield size.

Example: If the nipple size measures 16 mm in diameter, the recommended Medela breast shield size is 21 mm.

*36mm available in hospital only

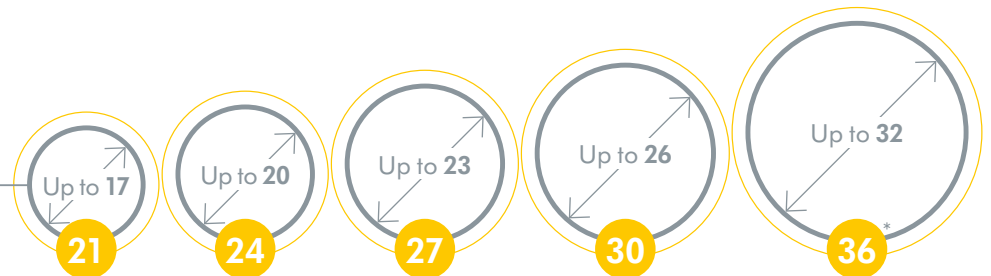
PersonalFit Flex Breast Shield

RRP \$31.95	Small 21mm	101041851
	Medium 24mm	101041852
	Large 27mm	101041853
	X Large 30mm	101041854



Measure nipple diameter (Ø mm)

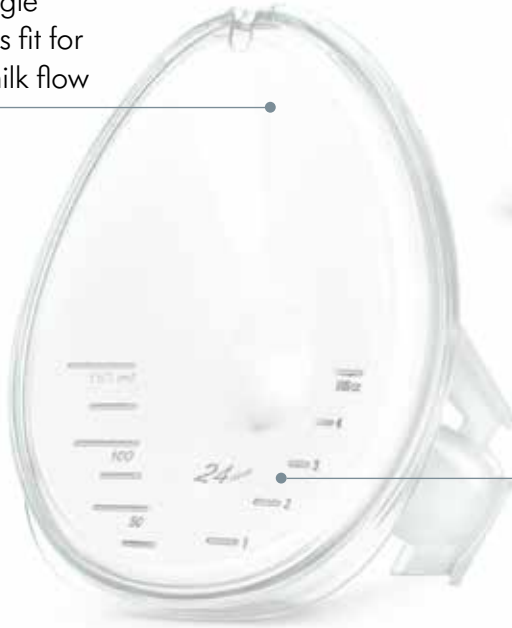
Breast shield size (Ø mm)



Freestyle™ Hands-free breast shields

Compatible with the Freestyle™ Hands-free double electric breast pump only

105° angle improves fit for better milk flow



Three breast shield sizes available – our fitting guide will help you find the right one for you

Understanding Medela's breast shield sizing

Pumping should not hurt. For maximum comfort and pumping efficiency, Medela offers multiple breast shield sizes. This guide is a starting point to help determine your optimal size based on your nipple diameter.

Step 1

Using a ruler or measuring tape, measure the diameter of the nipple at the base (across the middle) in millimeters (mm). Do not include the areola.

Step 2

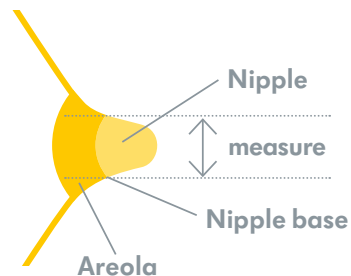
Based on the measurement, determine the Medela breast shield size.

Example: If the nipple size measures 16 mm in diameter, the recommended Medela breast shield size is 21 mm.

Please note that the Collection Cups are not included

Freestyle Hands-free Breast Shield

RRP \$37.95	Small 21mm	101045040
	Medium 24mm	101045051
	Large 27mm	101045056



Measure nipple diameter (Ø mm)

Breast shield size (Ø mm)

